




TSA LOCK




Recognized and Accepted
by the United States
Transportation Security Administration



Recognized and Accepted
by Kantonspolizei Zurich and
Zurich Airport Customs Inspectorate



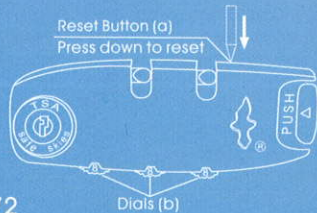
Recognized and Accepted
by Her Majesty's Revenue and Customs



Safe Skies[®]

Patented Luggage Locks

www.safeskielocks.com



Reset Button (a)
Press down to reset

Dials (b)

TSA-772

INSTRUCTIONS

The original number is 0-0-0. To set your personal combination, follow these steps:

1. Put the dials at its original numbers 0-0-0;
2. Press down the reset button (a) with a tool until hear the "click" sound.
3. Set your combination by turning the dials (b), for example 8-8-8. Then,
4. Push the button (c) towards to the direction of arrow and the reset button (a) will be back when you hear the "Click" sound. Now you have finished to set your personal combination. Please remember your personal combination by heart. Please repeat the above steps to reset the numbers.

WARNING:
If the cylinder is opened, pls pay attention to lock it again by turning it to the red dot position by the direction of the arrow (Any tool which can be inserted in the cylinder is OK)

